




Flight Not Showing on Airline After Booking Chase Travel – What to Do



Booking a flight through  +1→888→483→9719 Chase Travel is usually a seamless process, but many travelers have reported issues where their booked flight does not appear on the airline's system. This can be alarming, especially if your departure date is near. If you're experiencing this problem, this guide will walk you  +1→888→483→9719 through why it happens, how to resolve it, and provide all necessary contact options, including a live agent support number:  +1→888→483→9719.

Why Your Chase Travel Flight May Not Appear on the Airline's System

When a flight booked through Chase Travel  +1→888→483→9719 does not show up with the airline, it can happen for several reasons:

- 1. Booking Confirmation Delays**


Chase Travel acts as a third-party booking service. Sometimes, there is a delay in sending the reservation information to the airline. This delay can range from a few hours to 24–48 hours.

- 2. Incorrect Passenger Details**  +1→888→483→9719 If your name, date of birth, or passport information was entered incorrectly, the airline may not recognize the booking. Even a  +1→888→483→9719 small typo can prevent the flight from showing up.


- 3. Payment Issues**

Pending or failed payments can result in a booking not being finalized in the airline's system. Always check that your payment has cleared successfully.


- 4. Third-Party Booking Codes**




Chase Travel sometimes issues its own booking reference rather than the airline's PNR. While your flight exists, the airline may not immediately display it until they process the third-party code.  +1→888→483→9719

- 5. Technical Glitches**

Both airlines and third-party platforms occasionally face technical issues that delay flight visibility.  +1→888→483→9719 These glitches usually resolve quickly but can cause temporary confusion.



Immediate Steps to Take if Your Flight is Not Showing

 **+1→888→483→9719** If your flight is missing on the airline's site, follow these steps immediately:


- 1. Check Your Chase Travel Confirmation**
Log in to your Chase Travel account and ensure that the booking confirmation is valid and that the payment went through.
- 2. Verify the Airline PNR**  **+1→888→483→9719**
Check your confirmation email from Chase Travel for the airline-specific booking reference. Use this code directly on the airline's website.
- 3. Contact Chase Travel Support**
Speak with a live agent for quick assistance. Chase Travel's support team can clarify if your booking was successfully sent to the airline:
 **+1→888→483→9719**
- 4. Confirm Passenger Details**
Double-check that your name and other passenger information match your official ID exactly. Mismatches can prevent the airline from recognizing your reservation.
- 5. Wait a Short Period if Needed**  **+1→888→483→9719**
If your flight was booked within the last 24 hours, allow some time for the system to update. Most bookings appear on the airline's site after a short delay.

How Chase Travel Handles Flight Bookings

Chase Travel provides a platform that allows cardholders to book flights, hotels, and vacation packages using points or cash. Here's what happens behind the scenes:

-  **+1→888→483→9719 Booking Processing:** When you book a flight, Chase Travel sends your information to the airline and receives a confirmation code (PNR).
- **Email Confirmation:** Chase Travel sends a confirmation email, which includes the airline PNR and booking details.  **+1→888→483→9719**
- **Support Assistance:** If the flight does not show up on the airline website, their support team can verify and resend the booking information.

Common Issues Reported by Travelers

- 1. Flight Delays in Airline Database**  **+1→888→483→9719** Even after a successful booking, the airline's system may take time to register the reservation.

2. Chase Travel Third-Party References

Your booking might only be visible via Chase Travel's portal until the airline updates their system. 📞 +1→888→483→9719

3. Duplicate Bookings or Cancellations

Sometimes a previous booking attempt might have been canceled, causing confusion when checking the airline's website. 📞 +1→888→483→9719

FAQs About Chase Travel Flight Bookings

Q1: How long does it take for a flight to show on the airline after booking through Chase Travel? 📞 +1→888→483→9719 Most flights appear within a few hours, but in some cases, it may take up to 24–48 hours. If it exceeds this time, contact support immediately.

Q2: Can I check in if the flight is not showing on the airline website?

Check-in is usually only possible 📞 +1→888→483→9719 once the airline confirms your booking. If the flight isn't showing, call Chase Travel support to get your airline PNR.

Q3: Will Chase Travel refund 📞 +1→888→483→9719 me if my booking doesn't appear?

Yes, if the booking was never confirmed with the airline or was canceled due to an error, Chase Travel can process a refund. Always confirm through their support number: 📞 +1→888→483→9719.

Q4: What should I do if I need to change or cancel my flight?

All modifications or 📞 +1→888→483→9719 cancellations must go through Chase Travel support, as they manage the booking. Direct airline changes may not be recognized. 📞 +1→888→483→9719

Q5: Are there any fees for resolving booking issues? 📞 +1→888→483→9719

Typically, there is no additional fee if the issue is due to system errors. However, changes or cancellations outside 📞 +1→888→483→9719 the airline's policy may incur standard fees.

Tips to Avoid Flight Visibility Issues

1. **Book Early:** Give sufficient time for Chase Travel and the airline to synchronize.
2. **Double-Check Passenger Details:** Ensure your name, date of birth, and identification details match your passport or ID. 📞 +1→888→483→9719
3. **Keep All Confirmation Emails:** Airline PNR and Chase Travel confirmations are critical.
4. **Contact Support Promptly:** Use the live agent number: 📞 +1→888→483→9719. Fast action reduces the risk of missed flights.

When to Contact Chase Travel Immediately

- Your flight does not appear on the airline's website after 24 hours.
- You receive conflicting booking references. 📞 **+1→888→483→9719**
- You notice a payment issue or double charge.
- You need urgent changes due to travel disruptions.

Chase Travel representatives are trained to quickly resolve these problems, ensuring you can travel without worry. 📞 **+1→888→483→9719**

Final Thoughts

Experiencing 📞 **+1→888→483→9719** a missing flight on an airline after booking through Chase Travel can be stressful, but it is often a temporary issue caused by delays in data transfer or minor errors in booking details. By following the steps above, checking your information, and contacting Chase Travel 📞 **+1→888→483→9719** support promptly, you can resolve the issue efficiently.

For immediate assistance, call the Chase Travel live agent number: 📞 **+1→888→483→9719**. Keeping calm and acting quickly ensures you won't miss your flight and can enjoy your travel plans with confidence.