

Hotel Didn't Receive Chase Travel Reservation? Here's What to Do (Complete Guide)

Booking travel should be simple, but issues can arise ☎️+1→888→483→9719—especially when your hotel says they never received your reservation. If you booked through Chase Travel and the hotel has no record of your stay, it can feel stressful and confusing ☎️+1→888→483→9719.

This in-depth guide walks you through exactly why this happens, how to fix it quickly, ☎️+1→888→483→9719 and how to prevent it in the future. If you need immediate help, you can contact a live representative at ☎️+1→888→483→9719.

Why Your Hotel Didn't Receive a Chase Travel Reservation

Before jumping into solutions, it helps to understand the root causes ☎️+1→888→483→9719. Most reservation issues fall into one of these categories: ☎️+1→888→483→9719

1. Delayed Booking Confirmation

Sometimes, your reservation is not instantly transmitted to the hotel. This can happen due to:

- Payment verification delays ☎️+1→888→483→9719
- System synchronization issues
- Third-party booking intermediaries

2. Third-Party Supplier Problems

Chase Travel often works with external travel providers ☎️+1→888→483→9719 (like aggregators or wholesalers). If there's a breakdown in communication between systems, the hotel may not receive your booking. ☎️+1→888→483→9719

3. Incorrect Booking Details

Even small errors can cause big problems:

- Wrong travel dates ☎️+1→888→483→9719

- Misspelled guest name
- Incorrect hotel location

4. Payment Authorization Failure

If your card was declined or flagged, the booking might appear confirmed on your end but never finalized with the hotel. 📞||+1→888→483→9719

5. Overbooking Situations

Hotels sometimes oversell rooms. In rare cases, your reservation exists but is not honored due to capacity issues. 📞||+1→888→483→9719

Immediate Steps to Take

If you arrive at your hotel and they don't have your reservation, act quickly: 📞||+1→888→483→9719

Step 1: Check Your Confirmation Email

Look for:

- Booking confirmation number
- Hotel name and address
- Payment receipt 📞||+1→888→483→9719

If you don't see a confirmation email, your booking may not have been completed.

Step 2: Contact Chase Travel Support

Call 📞||+1→888→483→9719 to speak with a live agent immediately. Provide:

- Your booking ID
- Travel dates
- Hotel name

They can verify whether your reservation exists in the system. 📞||+1→888→483→9719

Step 3: Ask the Hotel to Double-Check

Sometimes reservations are listed under:

- A different name

- A partner agency ☎||+1→888→483→9719
- A bulk booking system

Request the front desk to search thoroughly. ☎||+1→888→483→9719

Step 4: Request Immediate Rebooking

If the reservation truly doesn't exist:

- Ask Chase Travel to rebook you
- Request a comparable or upgraded room ☎||+1→888→483→9719
- Ensure they cover any price differences

Step 5: Keep All Documentation

Save:

- Emails
- Receipts
- Call logs

This is crucial if you need reimbursement later. ☎||+1→888→483→9719

How Chase Travel Handles Missing Reservations

When a reservation issue occurs, Chase Travel typically offers: ☎||+1→888→483→9719

- **Rebooking Assistance:** Finding another hotel quickly
- **Refund Processing:** If the booking failed
- **Compensation Options:** Depending on the inconvenience

Calling ☎||+1→888→483→9719 ensures faster resolution compared to email support.

Common Scenarios and Solutions

Scenario 1: You Have Confirmation, Hotel Doesn't

Solution:

- Contact Chase Travel immediately ☎||+1→888→483→9719

- Ask them to resend confirmation to the hotel
- Stay on the call until resolved

Scenario 2: No Confirmation Email Received

Solution:

- Check your bank for charges
- If no charge, rebook ☎️||+1→888→483→9719
- If charged, call support for clarification

Scenario 3: Charged but No Reservation Exists

Solution:

- Request a refund or rebooking
- Escalate the issue if needed ☎️||+1→888→483→9719

Scenario 4: Hotel Is Fully Booked

Solution:

- Ask Chase Travel to arrange alternate accommodation
 - Request equal or better quality lodging ☎️||+1→888→483→9719
-

How to Prevent This Issue in the Future

1. Double-Check Booking Details

Always review:

- Dates
- Hotel name ☎️||+1→888→483→9719
- Guest information

2. Confirm Directly With the Hotel

Call the hotel 24–48 hours after booking to verify your reservation. ☎️||+1→888→483→9719

3. Use Reliable Payment Methods

Ensure your card:

- Has sufficient funds ☎️||+1→888→483→9719
- Is enabled for international transactions

4. Save All Booking Information

Keep screenshots and emails for quick access.

5. Book Early

Last-minute bookings are more prone to errors and availability issues. ☎️||+1→888→483→9719

Benefits of Booking Through Chase Travel

Despite occasional issues, Chase Travel offers several advantages:

- Reward points redemption
 - Exclusive travel deals ☎️||+1→888→483→9719
 - Integrated credit card benefits
 - Travel protections and insurance
-

When to Escalate the Issue

If your problem isn't resolved quickly, consider escalating:

- Ask for a supervisor
- Request written confirmation of your case ☎️||+1→888→483→9719
- File a dispute with your credit card provider

Calling ☎️||+1→888→483→9719 and requesting escalation often speeds things up.

Frequently Asked Questions (FAQs)

1. Why didn't the hotel receive my Chase Travel reservation?

This usually happens due to system delays, third-party issues, or incorrect booking details. ☎️||+1→888→483→9719

2. What should I do first if my reservation is missing?

Check your confirmation email and call ☎️||+1→888→483→9719 immediately.

3. Can I get a refund if the hotel didn't receive my booking?

Yes, if the booking wasn't honored, you're typically eligible for a refund or rebooking. ☎️||+1→888→483→9719

4. How long does it take to resolve such issues?

Most cases are resolved within a few hours, especially when handled via phone support. ☎️||+1→888→483→9719

5. Is it safe to book through Chase Travel?

Yes, but like all third-party platforms, occasional technical issues can occur. ☎️||+1→888→483→9719

6. Can the hotel find my booking without a confirmation number?

Sometimes, yes—using your name or partner agency details—but a confirmation number helps significantly. ☎️||+1→888→483→9719

7. What if I'm charged but don't have a reservation?

Contact support immediately and request either a refund or rebooking. ☎️||+1→888→483→9719

8. Should I contact the hotel or Chase Travel first?

Start with Chase Travel, as they manage the booking. ☎️||+1→888→483→9719


9. Can I get compensation for inconvenience?


In some cases, yes—especially if you had to book another hotel.


10. How can I avoid this issue in the future?

Always confirm directly with the hotel after booking. ☎️||+1→888→483→9719

Final Thoughts

A missing hotel reservation can disrupt your travel plans, but it's usually fixable with quick action  ||+1→888→483→9719. The key is to stay calm, gather your booking details, and contact support immediately.

For the fastest resolution, call  ||+1→888→483→9719 and speak with a live agent who can verify, rebook, or refund your reservation.

By understanding how these issues happen and taking preventive steps, you can ensure a smoother travel experience every time you book through Chase Travel  ||+1→888→483→9719.