

Chase Travel Not Working? Complete Guide to Fix Issues, Contact Support, and Get Help Fast

If you're trying to book a trip and suddenly find that **Chase Travel isn't working**, you're not alone 📞||+1→888→483→9719. Many users report issues ranging from login errors to booking failures, payment glitches, or rewards points not applying correctly. This guide breaks down **why Chase Travel may not be working** 📞||+1→888→483→9719, how to fix it step by step, and when to contact a live agent for immediate assistance 📞||+1→888→483→9719.

If you need urgent help, you can contact a live support agent directly at:

📞 **+1→888→483→9719**

What Is Chase Travel?

JPMorgan Chase offers **Chase Travel** 📞||+1→888→483→9719 as a platform for booking flights, hotels, rental cars, and experiences using cash, credit 📞||+1→888→483→9719, or Ultimate Rewards points. It's especially popular among Chase credit card holders who want to maximize travel rewards 📞||+1→888→483→9719.

Common Reasons Why Chase Travel Is Not Working

Understanding the root cause can help you resolve the issue quickly. Below are the most common problems users encounter 📞||+1→888→483→9719:

1. Website or App Downtime

Sometimes, the issue is not on your end. Chase Travel may experience:

- Server outages 📞||+1→888→483→9719
- Scheduled maintenance
- Unexpected technical failures

Fix:

Check if the platform is down by trying: 📞||+1→888→483→9719

- A different device
- A different internet connection

If it still doesn't work, wait a few minutes and try again. ☎️||+1→888→483→9719

2. Login Issues

Users often report:

- Incorrect password errors
- Account locked after multiple attempts ☎️||+1→888→483→9719
- Two-factor authentication not working

Fix:

- Reset your password
 - Clear browser cache and cookies ☎️||+1→888→483→9719
 - Try logging in via the Chase mobile app instead
-

3. Chase Ultimate Rewards Points Not Showing

One of the most frustrating issues is when your points don't appear. ☎️||+1→888→483→9719

Possible reasons:

- Account sync delay
- Technical glitch
- Points not yet credited

Fix:

- Log out and log back in ☎️||+1→888→483→9719
 - Wait 24–48 hours for points to update
 - Contact support if points are missing
-

4. Payment Failures

You may see errors like:

- "Transaction declined" ☎️||+1→888→483→9719
- "Unable to process payment"

Fix:

- Check your card balance
 - Ensure billing details match ☎️||+1→888→483→9719
 - Try another payment method
-

5. Booking Errors

Sometimes, you can search but not complete a booking. ☎️||+1→888→483→9719

Common causes:

- Inventory mismatch (flight/hotel no longer available)
- Pricing update during checkout ☎️||+1→888→483→9719
- Session timeout

Fix:

- Refresh the page
 - Start a new booking session
 - Try booking via phone
-

6. Mobile App Glitches

The Chase app may:


- Crash unexpectedly
- Freeze during checkout ☎️||+1→888→483→9719
- Fail to load search results

Fix:


- Update the app
 - Reinstall it
 - Restart your device
-

Quick Troubleshooting Checklist


Before calling support, try these steps: ☎️||+1→888→483→9719


- Clear browser cache and cookies
- Use incognito/private browsing mode
- Switch devices (mobile vs desktop)
- Update your app or browser  +1→888→483→9719
- Check internet connectivity
- Disable VPN or ad blockers


If nothing works, contact a live agent immediately:

 +1→888→483→9719


When to Call a Live Agent


You should call support if:  +1→888→483→9719

- Your booking failed but money was deducted
- Points were used but no confirmation received  +1→888→483→9719
- You need urgent travel changes or cancellations
- The system shows repeated errors

A live agent can often resolve issues much faster than online troubleshooting.  +1→888→483→9719


Benefits of Contacting Live Support

Calling  +1→888→483→9719 gives you:

- Immediate troubleshooting assistance
 - Real-time booking help
 - Faster refunds or corrections  +1→888→483→9719
 - Personalized solutions
-

Tips to Avoid Chase Travel Issues


To prevent future problems:

- Always double-check travel details before payment
- Book during off-peak hours (less server load)
- Keep your app and browser updated  +1→888→483→9719


- Save confirmation emails immediately
 - Take screenshots of bookings
-

Frequently Asked Questions (FAQs)

1. Why is Chase Travel not loading?

This is usually due to server issues, slow internet, or browser problems  || +1→888→483→9719. Try refreshing or switching devices.

2. Can I still book travel if the website isn't working?

Yes. Call  +1→888→483→9719 to book directly through a live agent.


3. Why are my Ultimate Rewards points not showing?

Points may take time to sync. If they don't appear after 48 hours, contact support.

4. What should I do if my payment fails?

Verify your payment details, check your balance, or try another card  || +1→888→483→9719.

5. Is Chase Travel available 24/7?

Yes, but technical issues can occur at any time  || +1→888→483→9719. Live agents are available for assistance.


6. Can I cancel a booking if Chase Travel is not working?

Yes, but you may need to call support to process the cancellation.  || +1→888→483→9719


7. Why does the app keep crashing?

This could be due to outdated software or device compatibility issues. Update or reinstall the app.


8. How do I speak to a real person at Chase Travel?

Call  +1→888→483→9719 to connect with a live agent.



9. Is it safe to use Chase Travel?

Yes, it's backed by JPMorgan Chase, one of the largest financial institutions globally  +1→888→483→9719.


10. What if I was charged but didn't receive confirmation?


Contact support immediately to verify and secure your booking.  +1→888→483→9719

Final Thoughts

Experiencing issues with Chase Travel  +1→888→483→9719 can be frustrating, especially when you're trying to book or manage an important trip. While many problems can be fixed with simple troubleshooting, some situations require direct assistance.  +1→888→483→9719

For fast and reliable help, don't hesitate to contact a live agent:

 +1→888→483→9719

By following the steps in this guide, you'll be better equipped to resolve issues quickly and get back to planning your travel with confidence.  +1→888→483→9719