






Press-out Pelton Wheel Model



Carefully press out both sides of the pelton wheel and slide them on to a pencil through hole "C". Place paddle tab "A" into slit "B" from the inside of the pelton wheel. Make sure the printed sides of the pelton wheel are facing to the outside.

